

Line Silhouette Assignment

Silhouette drawings with Illustrator

Project brief

This assignment is to introduce a simple line drawing exercise using basic tools.

Objectives/goals

Explore the power of a silhouette line drawing

— **Simplicity**

— **Repetition**

— **Pattern**

— **Transparency**

Using Adobe Illustrator your assignment is to create 4 artboards -- all are in monochrome.

Artboard 1 features line silhouette + additional traced lines as instructed and shown in class.

Artboard 2 is to make a drawing using horizontal/diagonal lines

Artboard 3 is taking 1 drawing and duplicating to form 3 drawings- adding color as a fill- changing the line color to none- and utilize transparency for overlaying the drawings. Note-- use one color only.

Artboard 4 is to use art from Artboard 3 and creating a overall pattern composition.

REVIEW Samples from different students on following pages.

IMPORTANT: You will save your file for submission to your Google Assignments folder as a single .pdf

Use the following naming protocol CPassehl.LineSilhouetteAssignment.pdf (replace my name with yours)

You must follow these guidelines or you will lose points on your grade.



Important notes for new assignment.....

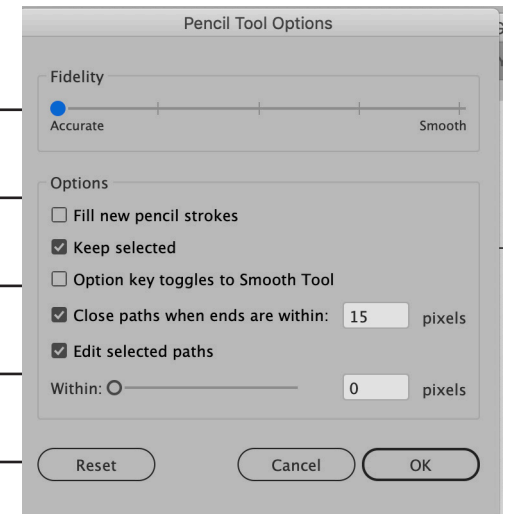
Brush tool

- 1 pt round size - Black or monotone only

- use accurate setting on pencil tool options

- review how to join segments

- review how to adjust points/curve



Process for creating drawing

- make single initial silhouette contour drawing of face

- use initial drawing that you are happy with and then begin tracing line after line-- the process allows you to build form don't worry about perfection

- do not copy and paste lines—draw them

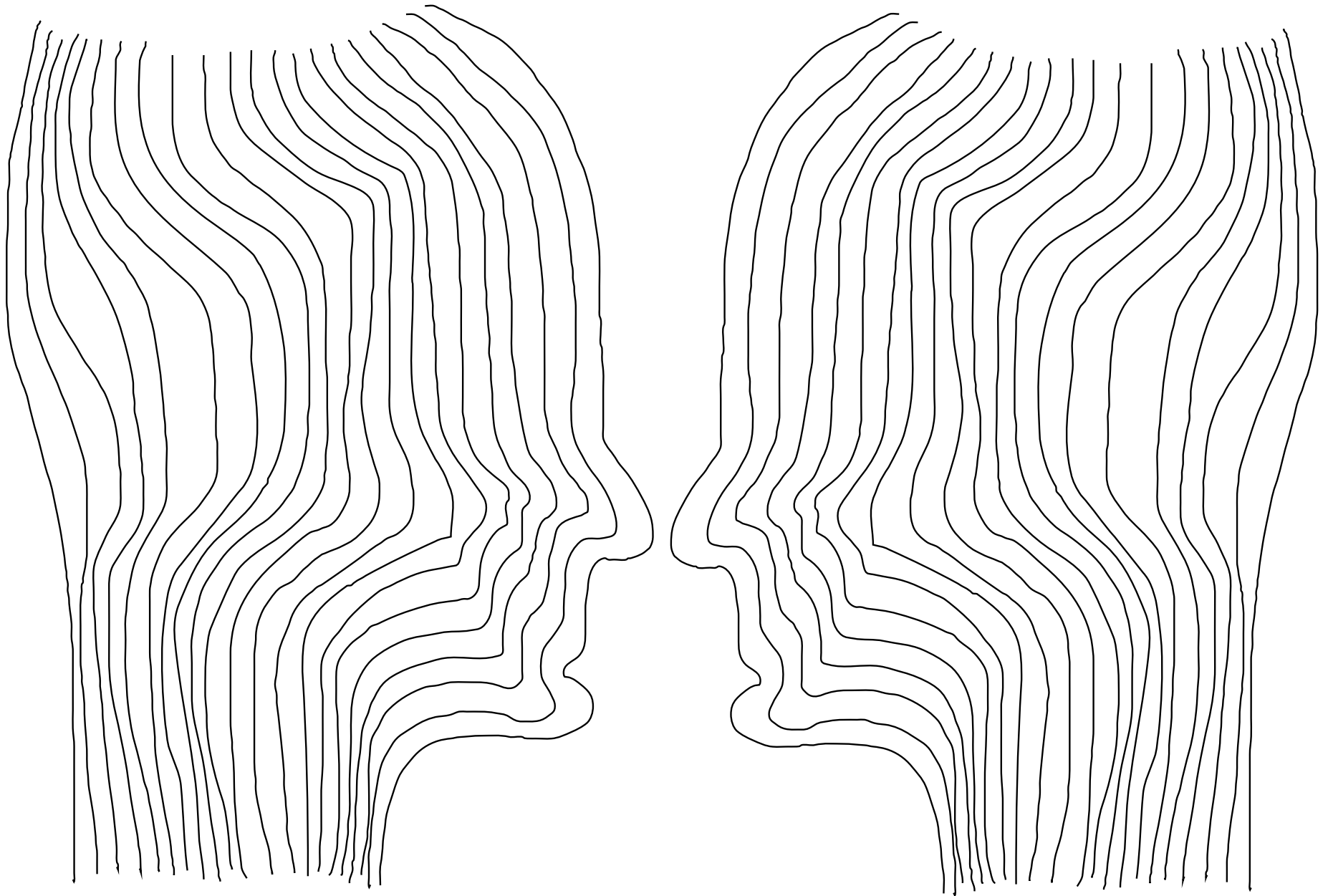
- when you feel that you have enough lines radiating out from your initial drawing, select all copy and paste, then flip section horizontally and adjust composition.

Bottom of each panel needs bar with information

- set up information panel following example from class

SILHOUETTE 1 DESIGN LAB SPRING 2023 YOUR NAME.. INSTRUCTOR: CHRIS PASSEHL

Artboard 1 example





SILHOUETTE 1

DESIGN LAB SPRING 2020

YOUR NAME..

INSTRUCTOR: CHRIS PASSEHL

Artboard 2 example




SILHOUETTE 2

DESIGN LAB SPRING 2020

YOUR NAME..

INSTRUCTOR: CHRIS PASSEHL

Artboard 3 example



Artboard 4 example

